


# Step-by-Step Essay Writing Guide: Essential Tips and Sample Essays for All Levels



## How To Write Essays: A Step-by-Step Guide for All Levels, With Sample Essays by Don Shiach

★★★★☆ 4.1 out of 5

Language	: English
File size	: 1541 KB
Text-to-Speech	: Enabled
Screen Reader	: Supported
Enhanced typesetting	: Enabled
Word Wise	: Enabled
Print length	: 163 pages



Writing essays is an essential skill for academic and professional success. Whether you are a beginner or an experienced writer, this comprehensive guide will provide you with the tools and techniques you need to craft compelling essays that meet or exceed your expectations.

## Step 1: Understanding the Essay Prompt

The first step to writing a successful essay is to understand the essay prompt. Read the prompt carefully and identify the following:

- The topic of the essay
- The type of essay you are being asked to write (e.g., argumentative, persuasive, expository)
- The length of the essay

- The due date

Once you have a clear understanding of the essay prompt, you can begin to develop your ideas.

## **Step 2: Brainstorming and Outlining**

Before you start writing, take some time to brainstorm ideas and create an outline. This will help you to organize your thoughts and ensure that your essay flows logically.

To brainstorm ideas, try the following:

- Freewriting: Write down everything that comes to mind on the topic
- Clustering: Draw a web diagram and write down related ideas
- Mind mapping: Create a visual representation of your ideas

Once you have a list of ideas, you can start to create an outline. An outline will help you to structure your essay and ensure that it has a clear , body, and .

## **Step 3: Writing the**

The is the first part of your essay, and it is your opportunity to grab the reader's attention and introduce your topic. The should include the following:

- A hook: This is a sentence or two that will grab the reader's attention and make them want to read more.

- A background: This is a brief overview of the topic that provides the reader with the necessary context.
- A thesis statement: This is a sentence that states the main argument of your essay.

#### **Step 4: Writing the Body Paragraphs**

The body paragraphs are the main part of your essay, and they are where you will develop your argument. Each body paragraph should focus on a single point, and it should be supported by evidence from your research.

When writing body paragraphs, keep the following in mind:

- Start each paragraph with a topic sentence that states the main point of the paragraph.
- Provide evidence from your research to support your claims.
- Explain how the evidence supports your claims.
- Transition smoothly between paragraphs.

#### **Step 5: Writing the**

The is the last part of your essay, and it is your opportunity to summarize your argument and leave the reader with a lasting impression. The should include the following:

- A restatement of your thesis statement
- A summary of your main points
- A closing statement that leaves the reader with a final thought

## **Step 6: Editing and Proofreading**

Once you have finished writing your essay, it is important to take some time to edit and proofread it. Editing involves checking for grammar, spelling, and punctuation errors. Proofreading involves checking for more subtle errors, such as awkward phrasing or missing words.

Here are some tips for editing and proofreading your essay:

- Read your essay aloud to yourself.
- Check for grammar, spelling, and punctuation errors.
- Ask a friend or family member to read your essay and give you feedback.

## **Sample Essays**


To help you get started, here are some sample essays for different levels:

- Sample essay for beginners
- Sample essay for intermediate learners
- Sample essay for advanced learners

Writing essays can be a challenging task, but with the right tools and techniques, it can also be a rewarding one. By following the steps outlined in this guide, you can improve your essay writing skills and produce essays that are clear, concise, and persuasive.

Remember, practice makes perfect. The more you write, the better you will become at it. So don't be afraid to write often and to ask for feedback from

others. With time and effort, you can become a confident and successful essay writer.



## How To Write Essays: A Step-by-Step Guide for All Levels, With Sample Essays by Don Shiach

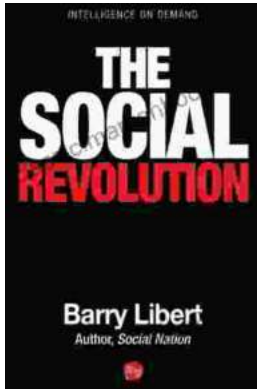
★★★★☆ 4.1 out of 5

Language : English  
File size : 1541 KB  
Text-to-Speech : Enabled  
Screen Reader : Supported  
Enhanced typesetting : Enabled  
Word Wise : Enabled  
Print length : 163 pages



## Cello Alternativo: Exploring Contemporary Pizzicato Techniques for Expressive Interpretation

: Embracing the Avant-Garde Within the ever-evolving tapestry of musical expression, the cello has emerged as a vessel for innovation and experimentation. Cello...



## **The Social Revolution: Barry Libert's Vision for a More Just and Equitable Society**

In a world where inequality is rampant and the gap between the rich and the poor is growing wider, Barry Libert's call for a social revolution is...