


Learn the Skill of Playing the Flute: A Comprehensive Guide



Flute Tutor Book: Learn The Skill Of Playing The Flute

by Simon Scarrow

★★★★☆ 4.5 out of 5

Language	: English
File size	: 459 KB
Text-to-Speech	: Enabled
Screen Reader	: Supported
Enhanced typesetting	: Enabled
Word Wise	: Enabled
Print length	: 103 pages
Lending	: Enabled
X-Ray for textbooks	: Enabled



The flute is a beautiful and versatile instrument that can be enjoyed by people of all ages. It is a relatively easy instrument to learn, and with practice, you can quickly master the basics. In this comprehensive guide, we will teach you everything you need to know about playing the flute, from choosing the right instrument to mastering advanced techniques.

Choosing the Right Flute

The first step to learning how to play the flute is to choose the right instrument. There are many different types of flutes available, so it is important to find one that is right for your needs and budget. Here are a few things to consider when choosing a flute:

- **Material:** Flutes are typically made from silver, gold, or wood. Silver flutes are the most common and are a good choice for beginners. They are durable and produce a bright, clear sound. Gold flutes are more expensive than silver flutes, but they produce a warmer, richer sound. Wood flutes are the least common type of flute, and they have a unique, mellow sound.
- **Size:** Flutes come in a variety of sizes. The most common size for beginners is the C flute. It is about 27 inches long and has a range of three octaves. Other sizes of flutes include the piccolo, alto flute, and bass flute.
- **Brand:** There are many different brands of flutes available. Some of the most popular brands include Yamaha, Gemeinhardt, and Jupiter. When choosing a brand, it is important to consider your budget and the quality of the instrument.

Getting Started

Once you have chosen a flute, it is time to get started learning how to play it. The first step is to learn how to hold the flute correctly. The flute is held with the left hand at the top and the right hand at the bottom. The left thumb rests on the thumb rest, and the fingers of the left hand cover the holes on the body of the flute. The right hand fingers cover the keys on the footjoint of the flute.

Once you have learned how to hold the flute correctly, you can start learning how to blow into it. The trick is to blow gently and evenly. Too much air will cause the flute to sound shrill, and too little air will cause it to sound weak. You should also try to keep your lips together and form a small opening. This will help to create a clear, focused sound.

Learning the Notes

The next step is to learn the notes on the flute. The notes are arranged in a chromatic scale, which means that they go from C to C, with all of the sharps and flats in between. The notes are played by covering the different holes on the body of the flute with your fingers. The left hand fingers cover the holes on the top of the flute, and the right hand fingers cover the holes on the bottom of the flute.

There are many different ways to learn the notes on the flute. One way is to use a fingering chart. A fingering chart shows you which holes to cover to play each note. Another way to learn the notes is to listen to a recording of the flute and try to match the notes that you hear. You can also find many online resources that can help you learn the notes on the flute.

Playing Simple Melodies

Once you have learned the notes on the flute, you can start playing simple melodies. A melody is a series of notes that are played in a specific order. You can find many simple melodies online or in beginner flute books. When playing a melody, it is important to keep a steady rhythm and to play the notes clearly and accurately.

Advanced Techniques

Once you have mastered the basics of playing the flute, you can start learning some more advanced techniques. These techniques can help you to improve your sound and to play more complex music. Some of the most common advanced techniques include:

- **Tonguing:** Tonguing is a technique that is used to start and stop the sound of the flute. It is done by articulating the tip of your tongue

against the roof of your mouth. Tonguing can be used to create a variety of different effects, such as staccato and legato.

- **Vibrato:** Vibrato is a technique that is used to create a vibrato sound. It is done by wobbling your finger on the tone hole. Vibrato can be used to add expression to your playing.
- **Trills:** A trill is a rapid alternation between two notes. It is done by quickly moving your finger between two tone holes. Trills can be used to add ornamentation to your playing.

Playing in a Band

One of the best ways to improve your flute playing is to play in a band. Playing in a band will help you to develop your rhythm, your intonation, and your overall musicianship. It can also be a lot of fun!

If you are interested in playing in a band, there are many different ways to get involved. You can join a school band, a community band, or a professional band. You can also find many online resources that can help you connect with other flute players.


Learning to play the flute is a rewarding experience. With practice, you can quickly master the basics and start playing beautiful music. If you are interested in learning how to play the flute, there are many different resources available to help you get started. So what are you waiting for? Pick up a flute and start playing today!

Flute Tutor Book: Learn The Skill Of Playing The Flute

by Simon Scarrow

★★★★★ 4.5 out of 5

Language : English

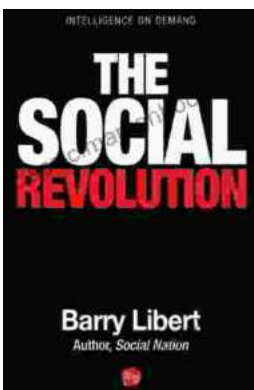


File size	: 459 KB
Text-to-Speech	: Enabled
Screen Reader	: Supported
Enhanced typesetting	: Enabled
Word Wise	: Enabled
Print length	: 103 pages
Lending	: Enabled
X-Ray for textbooks	: Enabled



Cello Alternativo: Exploring Contemporary Pizzicato Techniques for Expressive Interpretation

: Embracing the Avant-Garde Within the ever-evolving tapestry of musical expression, the cello has emerged as a vessel for innovation and experimentation. Cello...



The Social Revolution: Barry Libert's Vision for a More Just and Equitable Society

In a world where inequality is rampant and the gap between the rich and the poor is growing wider, Barry Libert's call for a social revolution is...