


Design Lessons For Year Round Beauty From Brandywine Cottage

Nestled amidst the rolling hills of Delaware, Brandywine Cottage is a gardening paradise that captivates the senses with its year-round beauty. Created by renowned garden designer Chanticleer, this enchanting landscape embodies the principles of timeless design, offering a masterclass in how to create a garden that delights in every season.

In this article, we'll explore the design lessons we can learn from Brandywine Cottage, unraveling the secrets behind its enduring appeal and discovering how to apply these principles to our own gardens.



The Layered Garden: Design Lessons for Year-Round Beauty from Brandywine Cottage by David L. Culp

★★★★☆ 4.6 out of 5

Language : English
File size : 37069 KB
Text-to-Speech : Enabled
Screen Reader : Supported
Enhanced typesetting : Enabled
X-Ray : Enabled
Print length : 438 pages
Lending : Enabled



1. The Importance of Balance

Balance is a fundamental principle of garden design, and Brandywine Cottage demonstrates this with effortless grace. The garden is divided into

a series of outdoor rooms, each with its own distinct character and purpose. These spaces flow seamlessly into one another, creating a sense of harmony and unity.

To achieve balance in your own garden, consider the size, shape, and function of each area. Use plants to create visual interest and depth, and don't be afraid to experiment with different textures and colors.

2. The Power of Harmony

Harmony is closely related to balance, and it refers to the pleasing arrangement of elements within a garden. At Brandywine Cottage, this is achieved through the use of repetition, rhythm, and contrast.

Repetition creates a sense of unity by using similar elements throughout the garden. Rhythm is achieved by repeating elements in a regular pattern, and contrast adds visual interest by juxtaposing different colors, textures, and shapes.

To create harmony in your garden, consider the relationships between different plants and elements. Use plants with complementary colors, textures, and shapes to create a cohesive and visually appealing space.

3. The Magic of Succession Planting

Succession planting is a technique that ensures your garden has something to offer in every season. By planting a variety of plants with different bloom times, you can create a continuous display of color and interest.

At Brandywine Cottage, succession planting is used to great effect. Spring bulbs give way to summer annuals, which are followed by autumn perennials and winter shrubs. This ensures that the garden is always bursting with life.

To incorporate succession planting into your garden, research the bloom times of different plants and choose a variety that will provide interest throughout the year.

4. The Importance of Color

Color is a powerful tool in garden design, and it can be used to create a variety of effects. At Brandywine Cottage, color is used to create a sense of drama, excitement, and tranquility.

To use color effectively in your garden, consider the color wheel and the relationships between different colors. Warm colors, such as red, orange, and yellow, advance in space and create a sense of excitement. Cool colors, such as blue, green, and purple, recede in space and create a more tranquil feeling.

Experiment with different color combinations to create the desired effect in your garden.

5. The Allure of Texture

Texture is another important element of garden design, and it can be used to add visual interest and depth. At Brandywine Cottage, texture is used to create a variety of effects, from the soft and delicate textures of petals to the bold and dramatic textures of leaves.

To incorporate texture into your garden, consider the different textures of plants and how they can be combined to create a visually appealing effect. Use plants with different leaf shapes, sizes, and colors to add interest and variety.


6. The Fragrance of Flowers

The fragrance of flowers is one of the most enchanting elements of a garden, and it can be used to create a variety of moods and atmospheres. At Brandywine Cottage, fragrant flowers are used to create a sense of romance, relaxation, and tranquility.

To incorporate fragrant flowers into your garden, choose plants with blooms that release their scent during different times of day or night. This will ensure that your garden is always filled with a delightful aroma.


Brandywine Cottage is a testament to the power of timeless garden design. By following the principles of balance, harmony, succession planting, color, texture, and fragrance, you can create a garden that delights the senses all year round. Whether you're a seasoned gardener or just starting out, the design lessons from Brandywine Cottage offer a wealth of inspiration and guidance.

So, embrace the beauty of nature and let your garden be a reflection of your creativity and passion.



Sources:

- Chanticleer: Brandywine Cottage
- Gardenista: A Visit to Brandywine Cottage at Chanticleer
- Better Homes & Gardens: Brandywine Cottage Garden



The Layered Garden: Design Lessons for Year-Round Beauty from Brandywine Cottage by David L. Culp

★★★★☆ 4.6 out of 5

Language : English

File size : 37069 KB

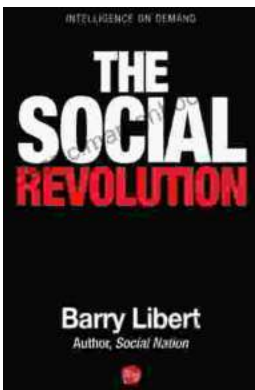
Text-to-Speech : Enabled

Screen Reader : Supported
Enhanced typesetting: Enabled
X-Ray : Enabled
Print length : 438 pages
Lending : Enabled



Cello Alternativo: Exploring Contemporary Pizzicato Techniques for Expressive Interpretation

: Embracing the Avant-Garde Within the ever-evolving tapestry of musical expression, the cello has emerged as a vessel for innovation and experimentation. Cello...



The Social Revolution: Barry Libert's Vision for a More Just and Equitable Society

In a world where inequality is rampant and the gap between the rich and the poor is growing wider, Barry Libert's call for a social revolution is...