


Beginner Violin Theory and Sight Reading for Children: A Comprehensive Guide

Music education for children is a rewarding journey that fosters creativity, discipline, and cognitive development. Introducing young learners to the enchanting world of violin playing can be an enriching experience. This comprehensive guide will provide beginner violin theory and sight reading lessons tailored specifically for children, creating a solid foundation for their musical endeavors.



Beginner Violin Theory and Sight Reading for Children, Book One by Simon Scarrow

★★★★★ 5 out of 5

Language : English

File size : 65408 KB

Screen Reader : Supported


Print length : 300 pages



Essential Violin Theory Concepts

Before embarking on sight reading, it's crucial to grasp the fundamental concepts of violin theory that will serve as a roadmap for understanding musical notation.

1. The Violin's Anatomy and Playing Position



Familiarize children with the different parts of the violin, including the scroll, neck, body, bridge, and tailpiece. Demonstrate the proper playing position, ensuring they hold the violin comfortably and correctly.

2. Music Notation Basics

- **Musical Alphabet:** Introduce the seven musical alphabet letters - A, B, C, D, E, F, G - and their corresponding notes on the staff.
- **Musical Staff:** Explain the concept of the musical staff, which consists of five lines and four spaces, and how notes are placed on it.
- **Clefs:** Teach the treble clef, which is commonly used for violin music, and its function in indicating the pitch range of notes.

3. Note Values and Rhythm

- **Note Values:** Guide children through the different note values, such as whole notes, half notes, quarter notes, and eighth notes, and their corresponding durations.
- **Rhythm:** Introduce basic rhythmic patterns, such as simple and compound time signatures, and how to count and play them accurately.
- **Meter:** Explain the concept of meter, which organizes musical beats into groups, and how to identify time signatures.

Sight Reading for Young Violinists

Sight reading is a crucial skill for musicians, allowing them to read and perform music for the first time. Here's how to introduce sight reading to children in a fun and engaging way:

1. Start with Familiar Melodies

Begin with simple melodies that children are already familiar with, such as nursery rhymes or folk songs. This will make the task less daunting and help them connect with the music.

2. Use Visual Aids

Incorporate visual aids, such as colored note cards or flashcards, to represent different notes and rhythms. This can help children associate notes with their corresponding symbols.

3. Gradual Progression

Start with short and easy exercises and gradually increase the difficulty as children become more comfortable. This will boost their confidence and motivation.

4. Incorporate Games and Activities


Make sight reading enjoyable by incorporating games and activities. For example, play "Musical Bingo" where children have to fill in a bingo card with notes as they appear in the music.

Practice Tips for Young Violinists

- **Regular Practice:** Encourage children to practice regularly, even for short periods, to improve their skills and muscle memory.
- **Focus on Accuracy:** Emphasize the importance of playing notes and rhythms accurately, as this will help them develop good habits.
- **Use a Metronome:** Introduce a metronome to help children maintain a steady tempo and improve their rhythm.
- **Listen and Observe:** Encourage children to listen to violin music and observe experienced violinists to learn and refine their techniques.
- **Have Fun:** Most importantly, make learning the violin enjoyable for children. Create a positive and supportive environment where they can

explore and express themselves through music.

Introducing children to violin theory and sight reading is a rewarding endeavor that can ignite their passion for music. By providing them with a solid foundation in these essential concepts, we empower them to embark on a lifelong journey of musical discovery and expression. With patience, guidance, and encouragement, young violinists can develop their skills, enhance their creativity, and experience the joy and fulfillment that comes from making beautiful music.



Beginner Violin Theory and Sight Reading for Children, Book One

by Simon Scarrow

★★★★★ 5 out of 5

Language : English

File size : 65408 KB

Screen Reader : Supported

Print length : 300 pages

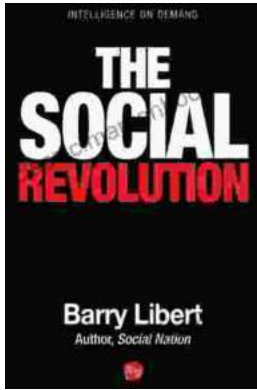
FREE

DOWNLOAD E-BOOK



Cello Alternativo: Exploring Contemporary Pizzicato Techniques for Expressive Interpretation

: Embracing the Avant-Garde Within the ever-evolving tapestry of musical expression, the cello has emerged as a vessel for innovation and experimentation. Cello...



The Social Revolution: Barry Libert's Vision for a More Just and Equitable Society

In a world where inequality is rampant and the gap between the rich and the poor is growing wider, Barry Libert's call for a social revolution is...